

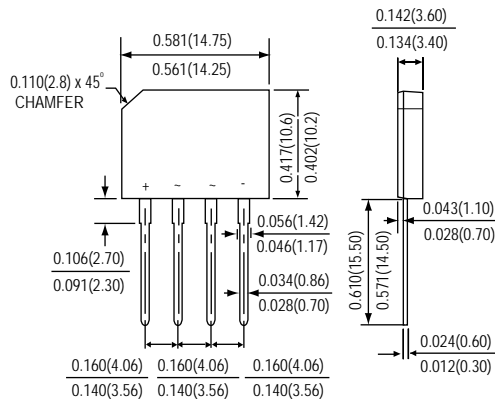


# GBP202H THRU GBP210H GLASS PASSIVATED BRIDGE RECTIFIER

*Reverse Voltage - 200 to 1000 Volts*

*Forward Current - 2.0 Amperes*

## GBP



\*Dimensions in inches and (millimeters)



## FEATURES

- \* Halogen-free type
- \* Glass passivated chip junctions
- \* Diffused Junction
- \* Low Forward Voltage Drop, High Current Capability
- \* High Surge Current Capability
- \* Ideal for Printed Circuit Boards
- \* Case to Terminal Isolation Voltage 2500V
- \* Plastic Material has Underwriters Laboratory Flammability Classification 94V-0

## MECHANICAL DATA

**Case :** Molded Plastic

**Terminals :** Tin Plated, solderable per MIL-STD-750, Method 2026

**Polarity :** As marked on Body

**Weight :** 1.7 grams (approx)

## MAXIMUM RATINGS AND ELECTRICAL CHARACTERISTICS

<i>Ratings at 25 °C ambient temperature unless otherwise specified.</i>	SYMBOLS	GBP202H	GBP204H	GBP206H	GBP208H	GBP210H	UNITS
Maximum repetitive peak reverse voltage	VRRM	200	400	600	800	1000	Volts
Maximum RMS voltage	VRMS	140	280	420	560	700	Volts
Maximum DC blocking voltage	VDC	200	400	600	800	1000	Volts
Maximum average forward rectified current @TA=50°C	I (AV)	2.0					Amps
Peak forward surge current 8.3ms single half sine-wave superimposed on rated load (JEDEC Method)	IFSM	60					Amps
Maximum instantaneous forward voltage at 2.0 A	VF	1.1					Volts
Maximum DC reverse current @TA=25°C at rated DC blocking voltage @TA=100°C	IR	5 1000					uA
Operating junction and storage temperature range	TJ,TSTG	-55 to +150					°C

# RATINGS AND CHARACTERISTIC CURVES GBP202H THRU GBP210H

FIG.1 - FORWARD CURRENT DERATING CURVE

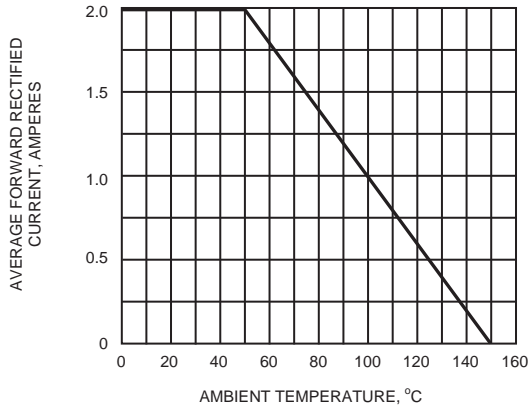


FIG.2 - MAXIMUM NON-REPETITIVE PEAK FORWARD SURGE CURRENT

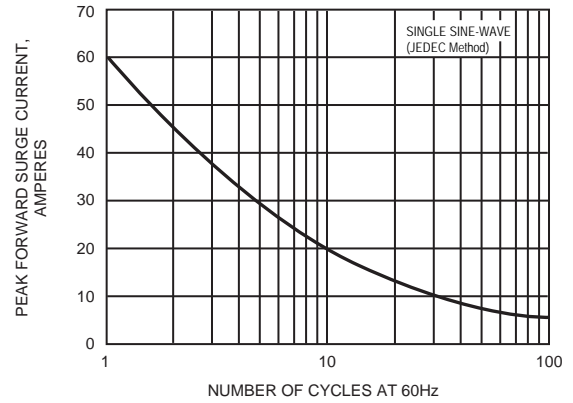


FIG.3 - TYPICAL INSTANTANEOUS FORWARD CHARACTERISTICS

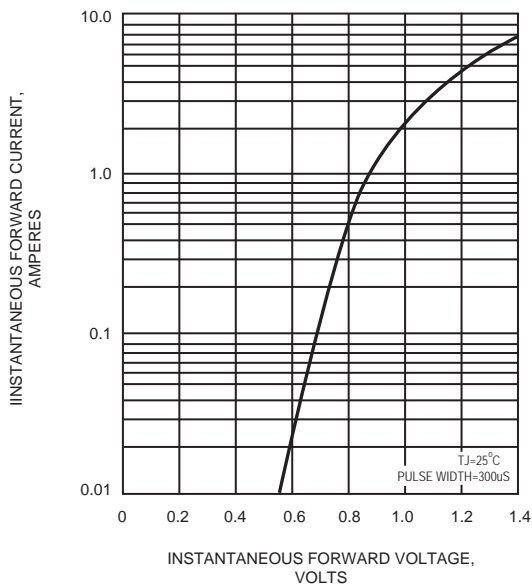


FIG.4 - TYPICAL REVERSE CHARACTERISTICS PER BRIDGE ELEMENT

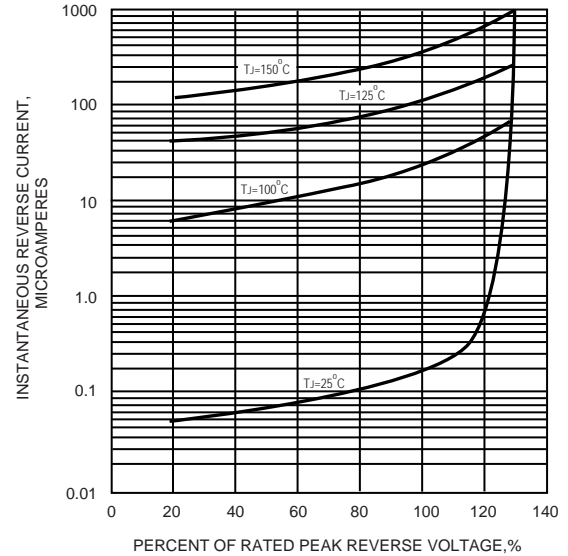


FIG.5 - TYPICAL JUNCTION CAPACITANCE

