

## AUSCD22H AND AUSCD24H

### ● FEATURES

- \* Halogen-free type
- \* Compliance to RoHS product
- \* Lead less chip form, no lead damage
- \* Low power loss, High efficiency
- \* High current capability, low VF
- \* Plastic package has Underwriters Laboratory Flammability Classification 94V-0
- \* Comply with AEC-Q101

### ● APPLICATION

- \* Switching mode power supply applications
- \* Portable equipment battery applications
- \* High frequency rectification
- \* DC / DC Converter
- \* Telecommunication
- \* Automotive

### ● MECHANICAL DATA

**Case :** Packed with FRP substrate and epoxy underfilled  
**Terminals :** Pure Tin plated (Lead-Free), solderable per MIL-STD-750, Method 2026.  
**Polarity :** Laser Cathode band marking  
**Weight :** 0.02 gram

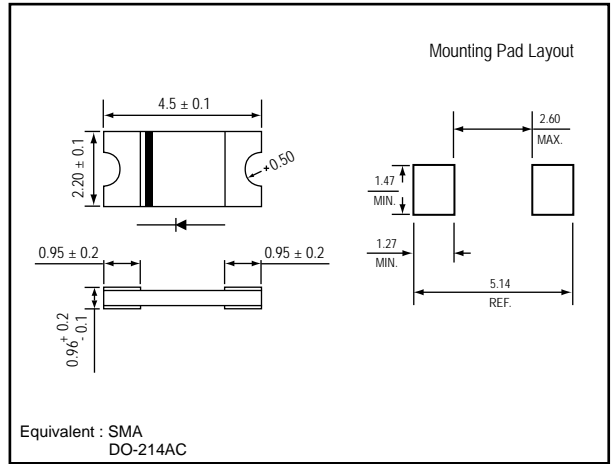
### ● PACKING

- \* 3,000 pieces per 7" (178mm ± 2mm) reel
- \* 4 reels per box
- \* 6 boxes per carton

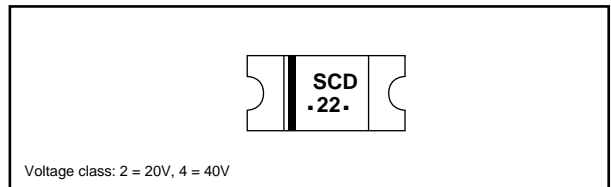
### ● OUTLINE DIMENSIONS

Case : 2010

Unit : mm



### ● MARKING



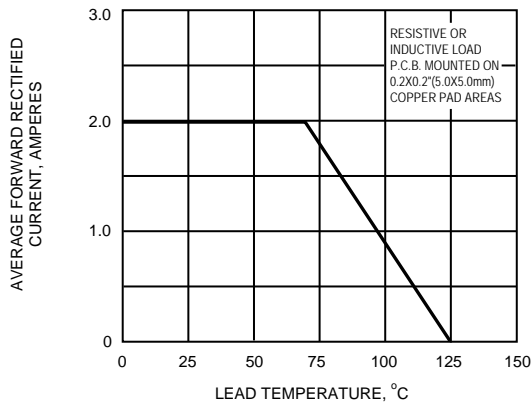
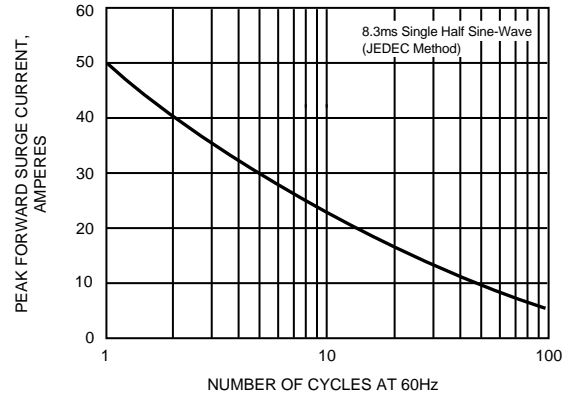
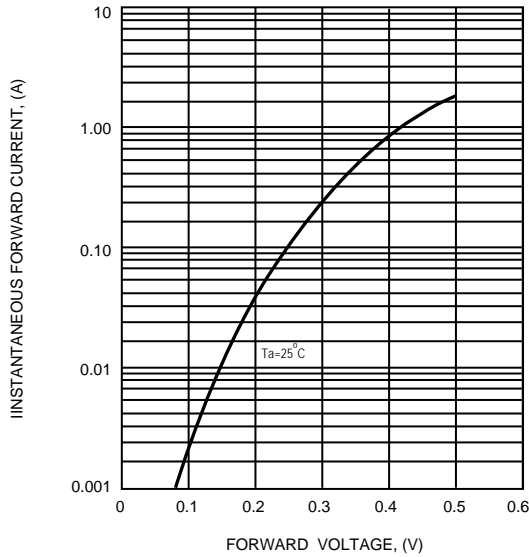
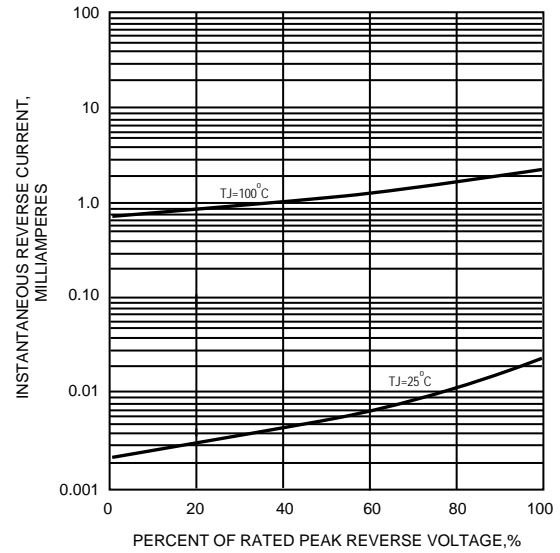
### Absolute Maximum Ratings (Ta = 25 °C)

ITEM	Symbol	Conditions	Rating		Unit
			AUSCD22H	AUSCD24H	
Repetitive peak reverse voltage	VRRM		20	40	V
Average forward current	IF(AV)		2.0		A
Peak forward surge current	IFSM	8.3ms single half sine-wave	50		A
Operating junction temperature Range	Tj		-55 to +125		°C
Storage temperature Range	TSTG		-55 to +150		°C

### Electrical characteristics (Ta = 25 °C)

ITEM	Symbol	Conditions	Type	Min.	Typ.	Max.	Unit
Forward voltage (NOTE 1)	VF	IF = 1.0A IF = 2.0A	AUSCD22H	-	0.41	-	V
			AUSCD24H	-	0.49	0.50	
Repetitive peak reverse current	IRRM	VR = Max. VRRM , Ta = 25 °C		-	0.025	0.20	mA
Junction capacitance	Cj	VR = 4V, f = 1.0 MHz		-	115	-	pF
Thermal resistance	Rth(JA)	Junction to ambient (NOTE 2)		-	75	-	°C/W
	Rth(JL)	Junction to lead (NOTE 2)		-	17	-	°C/W

NOTES : (1) Pulse test width PW=300usec , 1% duty cycle.  
(2) Mounted on P.C. board with 0.2 x 0.2"(5.0 x5.0mm) copper pad areas.

**FIG.1 - FORWARD CURRENT DERATING CURVE**

**FIG.2 - MAXIMUM NON-REPETITIVE PEAK FORWARD SURGE CURRENT**

**FIG.3 - TYPICAL INSTANTANEOUS FORWARD CHARACTERISTICS**

**FIG.4 - TYPICAL REVERSE CHARACTERISTICS**

**FIG.5 - TYPICAL JUNCTION CAPACITANCE**
