

AUBYD167ZH

● FEATURES

- * Halogen-free type
- * Compliance to RoHS product
- * GPRC (Glass passivated rectifier chip) inside
- * Lead less chip form, no lead damage
- * Low power loss, High efficiency
- * High current capability
- * Plastic package has Underwriters Laboratory Flammability Classification 94V-0
- * Comply with AEC-Q101

● APPLICATION

- * High frequency rectification
- * AC/DC Power Supply
- * Automotive

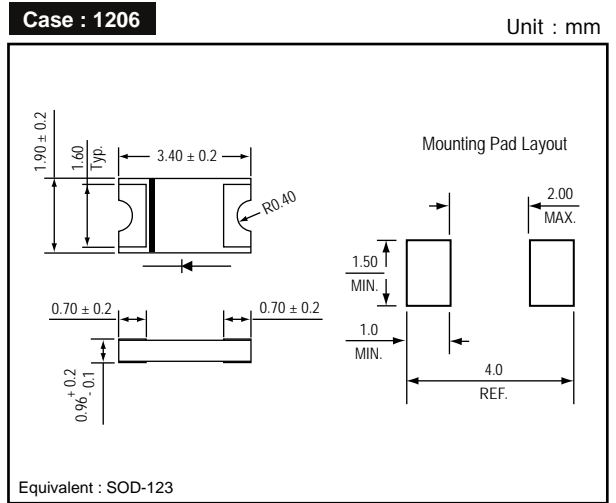
● MECHANICAL DATA

Case : Packed with FRP substrate and epoxy underfilled
Terminals : Pure Tin plated (Lead-Free), solderable per MIL-STD-750, Method 2026.
Polarity : Laser Cathode band marking
Weight : 0.012 gram

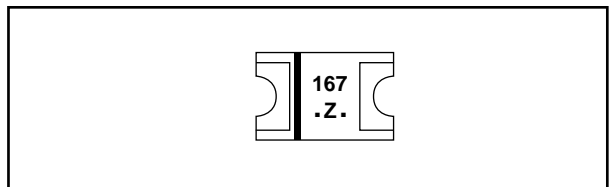
● PACKING

- * 3,000 pieces per 7" (178mm ± 2mm) reel
- * 4 reels per box
- * 6 boxes per carton

● OUTLINE DIMENSIONS



● MARKING



Absolute Maximum Ratings (Ta = 25 °C)

ITEM	Symbol	Conditions	AUBYD167ZH	Unit
Repetitive peak reverse voltage	VRRM		600	V
Average forward current	IF(AV)	TL = 110 °C	1.0	A
Peak forward surge current	IFSM	8.3ms single half sine-wave	25	A
Reverse recovery time	Trr	IF = 0.5A, IR = 1.0A, Irr = 0.25A	35	nS
Operating storage temperature Range	Tj,TSTG		-65 to +175	°C

Electrical characteristics (Ta = 25 °C)

ITEM	Symbol	Conditions	Min.	Typ.	Max.	Unit
Forward voltage	VF	IF = 0.1A	-	0.80	-	V
		IF = 0.5A	-	1.15	-	
		IF = 1.0A	-	1.40	1.70	
Repetitive peak reverse current	IRRM	VR = Max. VRRM, Ta = 25 °C	-	0.20	5	uA
Junction capacitance	Cj	VR = 4V, f = 1.0 MHz	-	10	-	pF
Thermal resistance	Rth(JA)	Junction to ambient (NOTE)	-	245	-	°C/W
	Rth(JC)	Junction to lead (NOTE)	-	80	-	

NOTES : Thermal resistance from junction to ambient and from junction to lead P.C.B. mounted on 0.2 x 0.2" (5.0 x 5.0mm) copper pad areas.

FIG.1 - FORWARD CURRENT DERATING CURVE

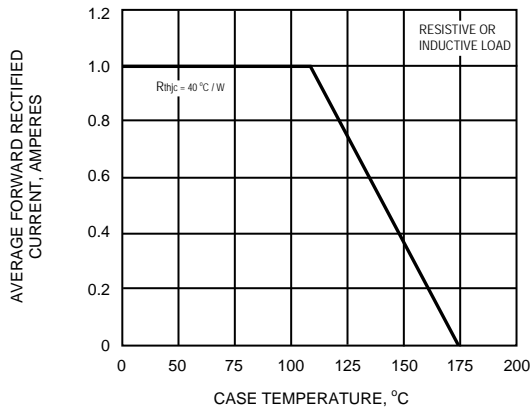


FIG.2 - MAXIMUM NON-REPETITIVE PEAK FORWARD SURGE CURRENT

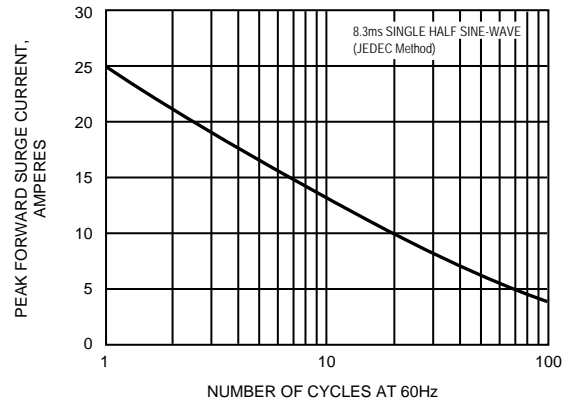


FIG.3 - TYPICAL INSTANTANEOUS FORWARD CHARACTERISTICS

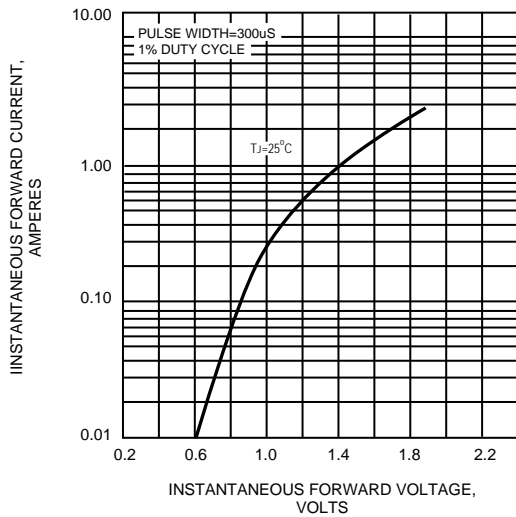


FIG.4 - TYPICAL REVERSE CHARACTERISTICS

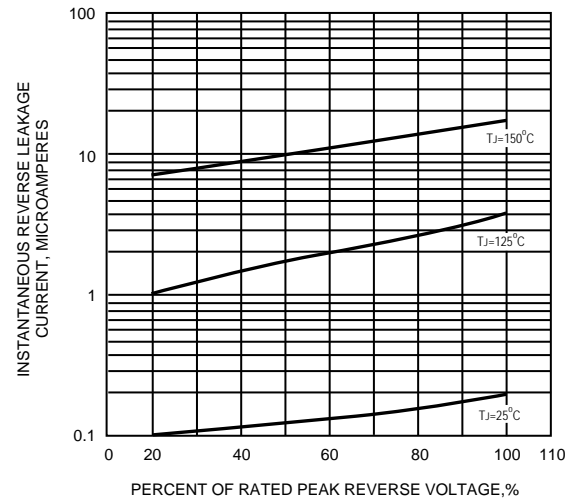


FIG.5 - TYPICAL JUNCTION CAPACITANCE

